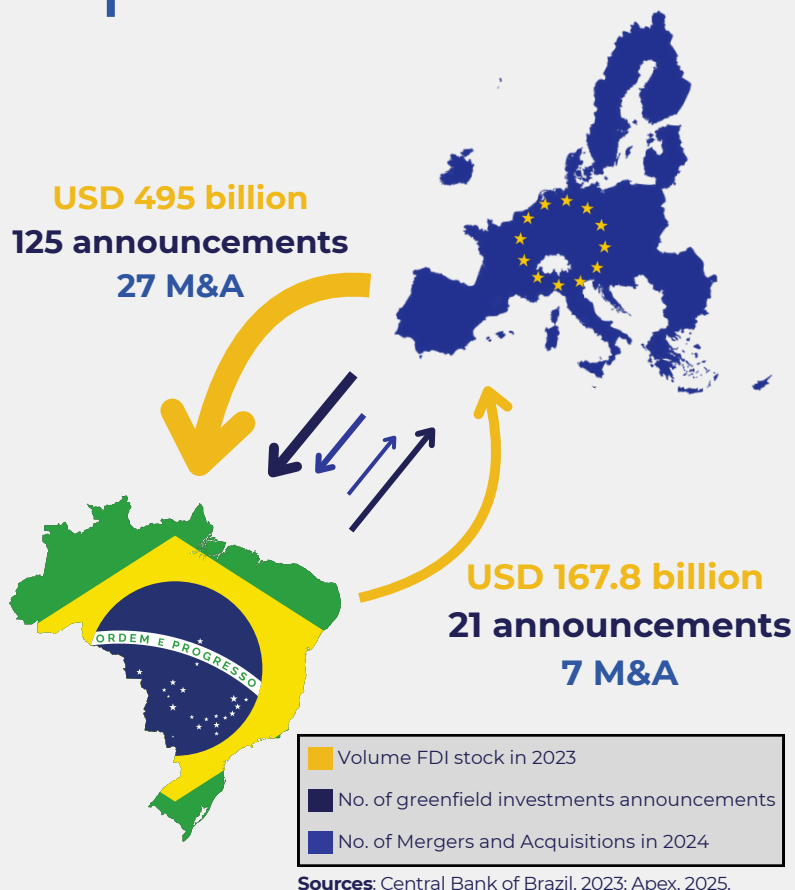


# Fact Sheet

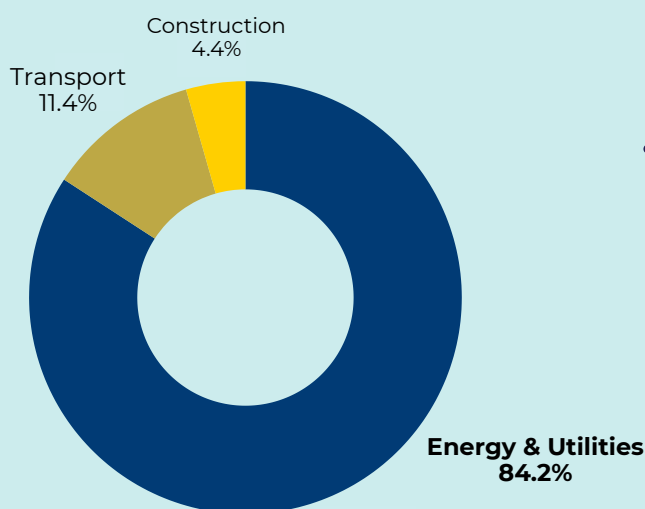


## Brazil-EU Investments

- The **European Union (EU)** stands out as the **principal foreign investor in Brazil**, accounting for approximately 40% of the total foreign direct investment (FDI) stock.
- In the last ten years, the **EU's FDI stock** experienced **a growth of 43.7%**, reaching USD 495 billion in 2023.
- Between 2020 and 2024, the number of **greenfield investment** announcements increased from 67 to 125, representing a **growth of 87%**.
- Brazil ranks as the **4<sup>th</sup> top destination** for extra-EU FDI.
- The **EU** was also the **main destination for Brazilian investments abroad**, representing 35% of Brazil's total outward FDI in the same year.

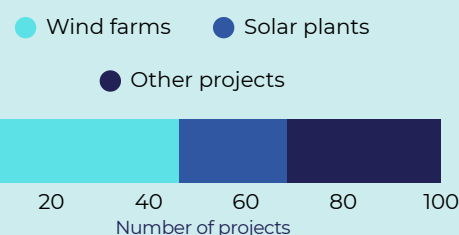


## EU investments in Brazil by sector (2000–2020)



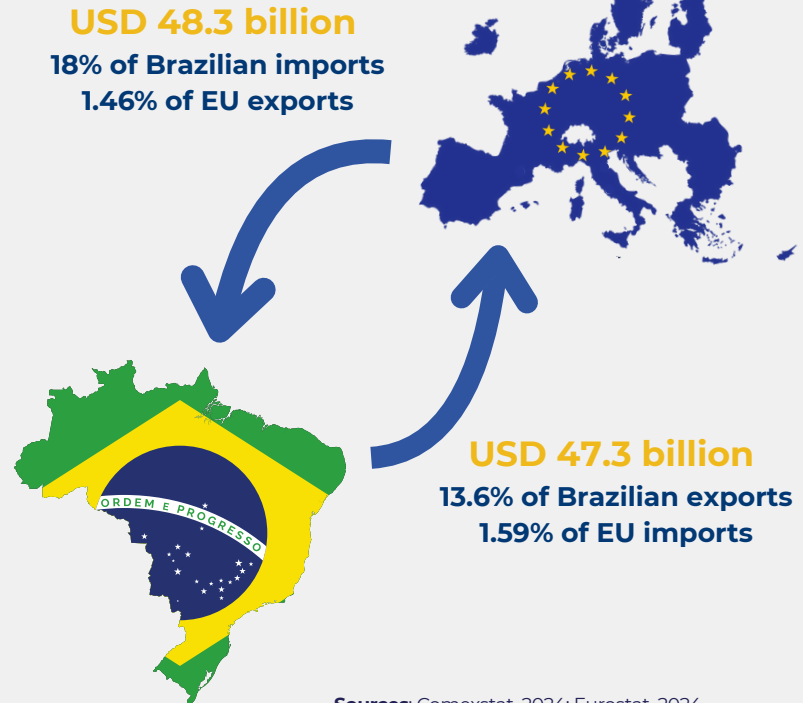
Sources: Apex, 2023; Fitch, 2020.

- The **'Energy & Utilities'** sector dominates, accounting for approximately 84% of the 133 infrastructure projects involving European companies as sponsors or operators.
- The enormous interest of European capital in Brazil's potential for green energy generation stands out. **Out of the 108 energy projects, 50 are wind farms and 24 are solar plants.**



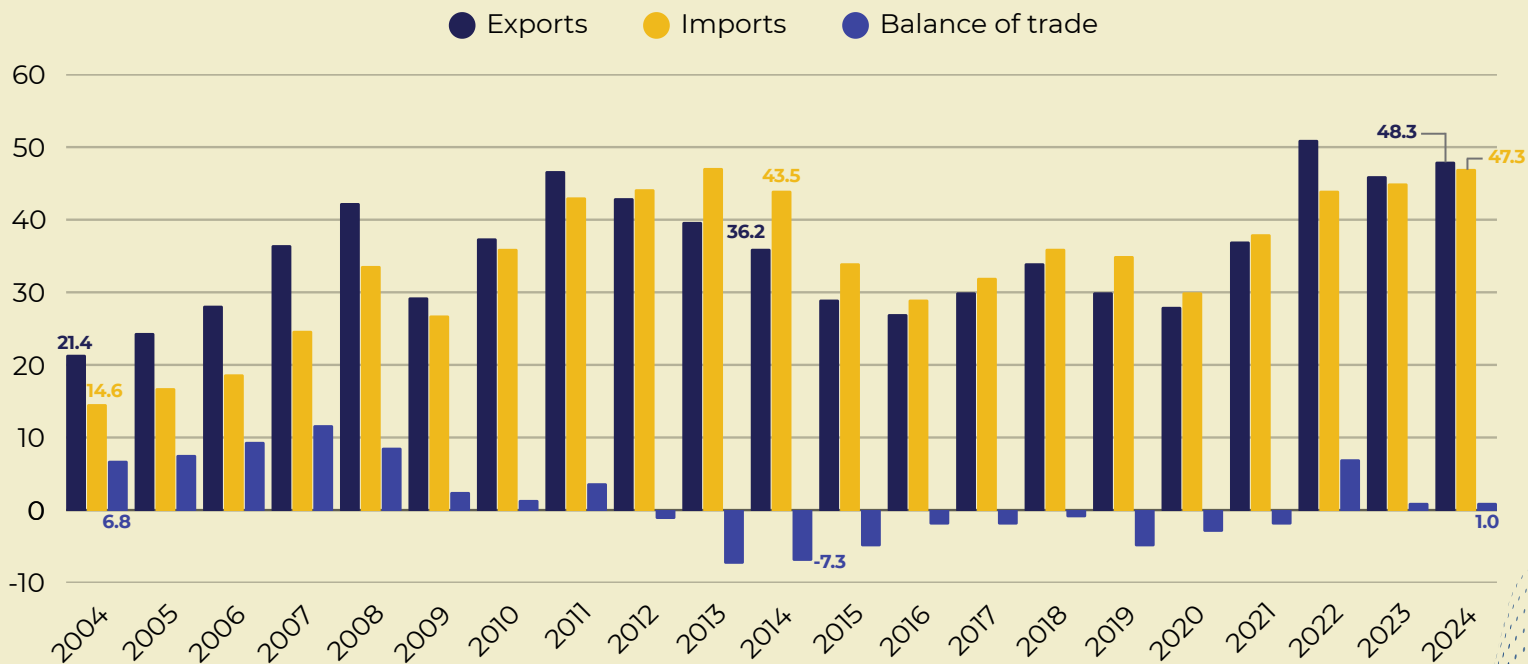
## Brazil-EU Trade

- The EU is Brazil's second largest trade partner, accounting for 14.3% of Brazilian exports and 18% of imports in 2024.
- Brazil represents a notable opportunity for the EU to diversify its supply sources, ranking as 10<sup>th</sup> largest supplier of the market (with 1.59% of total imports and 1.46% of total exports in 2024), while the main suppliers remain China and the United States (US).
- Over the past 20 years, Brazil's trade balance with its European partner has fluctuated between deficits and surpluses, reflecting a state of **relative equilibrium**.



Sources: Comexstat, 2024; Eurostat, 2024.

### Brazil-EU balance of trade 2004–2024 (billions of dollars)



Sources: Apex, 2025; Comexstat, 2024.

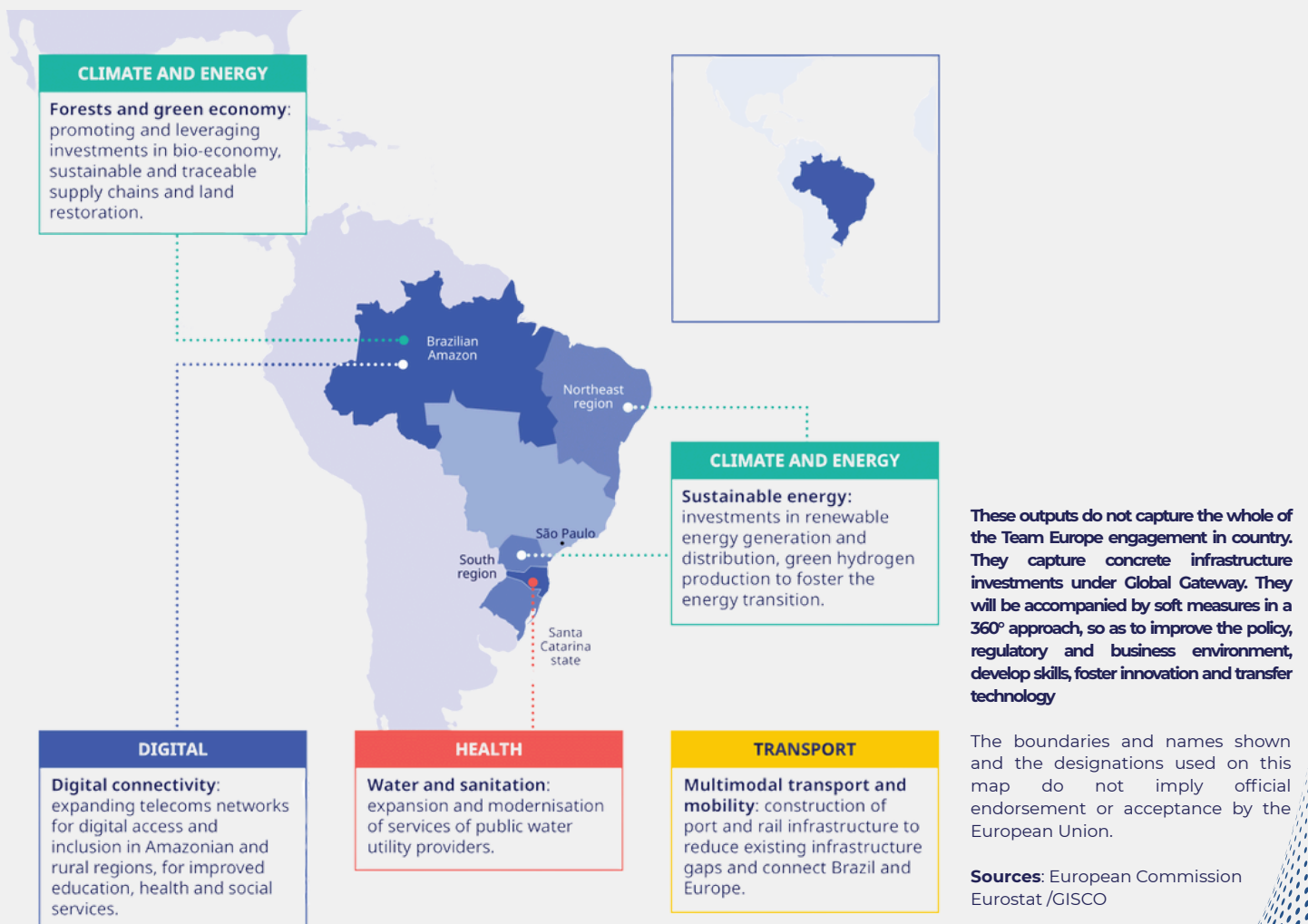
## Key products in Brazil-EU Trade (2024)

- **Brazil's export portfolio** to the EU is concentrated in **crude oil (23.1%)**, **green coffee (11.6%)**, **copper and iron ores**, and **soy-based animal feed (both with 8.7%)**.
- The **EU supplies the Brazilian market** with a diverse array of products, with particular emphasis on **groups of pharmaceuticals and medicines**.

## Brazil-EU Global Gateway

- **Climate Change and Energy** dominates the EU Global Gateway Portfolio to Brazil, **representing 60% of the total projects**. This sector include projects to **reduce deforestation** and to support energy transition through sustainable and **renewable energy solutions**.
- Among the projects aimed at advancing **digital transformation**, efforts are underway to improve digital connectivity in **remote Amazon locations**. These initiatives seek to bridge the digital divide, enhancing access to education and healthcare while supporting rainforest preservation.

## EU Global Gateway projects in Brazil



## Building Bridges: Brazil-EU Policies Synergies



Click on policy names to access



### **Green Deal Industrial Plan**

*“green transition can strengthen competitiveness”*. Four pillars: a predictable and simplified regulatory environment; faster access to sufficient funding; skills; and open trade for resilient supply chains.

### **Competitiveness Compass**

*“to regain competitiveness and secure sustainable prosperity”*. Three pillars: innovation, decarbonisation and security.

### **The EU Taxonomy**

Under new EU rules, large, listed EU companies started in 2023 to report against the Taxonomy's two climate objectives – climate change mitigation and climate change adaptation.

### **EU Circular Economy Action Plan**

This action plan announces initiatives along the entire life cycle of products. It promotes circular economy processes, and aims to ensure that waste is prevented and the resources used are kept in the EU economy for as long as possible.

### **EU Emission Trade System**

Launched in 2005, the EU ETS is a market-based mechanism for reducing greenhouse gas emissions. It operates in trading phases. Now, it is in its fourth trading phase (2021-2030).

### **Other green financing strategies**

European Green Bond Standard (EuGB),  
Just Transition Mechanism (JTM),  
NextGeneration EU Green Bond



### **Plano de Transformação Ecológica**

*“Ecological Transformation is not a cost, it's an opportunity.”* Three pillars: Employment and Productivity, Environmental Sustainability, and Social Justice.

### **Nova Indústria Brasil**

*“Neoindustrialization is sustainable, inclusive, and competitive.”*

### **Taxonomia Sustentável Brasileira**

It provides specific criteria and indicators that allow evaluating whether an activity contributes to sustainability and/or to the transition to a sustainable economy.

### **Plano Nacional de Economia Circular**

It aims to eliminate waste and residues; maintain the value of products; regenerate natural systems; reduce dependence on natural resources; promote sustainable production; and extend the lifecycle of all materials.

### **Sistema Brasileiro de Comércio de Emissões de Gases de Efeito Estufa**

Brazilian ETS expects positive effects on GDP and job creation underlined by World Bank and Ministry of Finance. It has a need for private investments in decarbonization that is BRL 100 billion lower compared to other regulations.

### **Other green financing strategies**

Títulos públicos sustentáveis  
Letra de Crédito de Desenvolvimento  
Fundo Clima

## References

- ApexBrasil. (2023). **Bilateral Investment Map – Brazil and the European Union**. Available at: <https://apexbrasil.com.br/br/pt/conteudo/estudos/mapa-bilateral-de-investimentos-brasil---uniao-europeia.html>
- ApexBrasil. (2025). **Trade and Investment Profile – European Union**. Available at: <https://apexbrasil.com.br/br/pt/conteudo/noticias/acesse-o-novo-perfil-de-comercio-e-investimento--uniao-europeia.html>
- Central Bank of Brazil. (2023). **Foreign Direct Investment Report 2024**. Available at: <https://www.bcb.gov.br/publicacoes/relatorioid>
- Comexstat. (2004–2024). **Brazilian Foreign Trade Statistics Platform**. Available at: <https://comexstat.mdic.gov.br/pt/geral>
- European Commission. 2024. **Global Gateway Projects**. Available at: [https://international-partnerships.ec.europa.eu/policies/global-gateway/global-gateway-projects\\_en](https://international-partnerships.ec.europa.eu/policies/global-gateway/global-gateway-projects_en)
- European Union. 2024. **EU Foreign Direct Investment by partner (1)**. Data provided directly by the EU Delegation to Brazil to the authors for the preparation of this factsheet.
- Eurostat. (2024). **Euro area international trade in goods surplus €1.0 bn**. Available at: <https://ec.europa.eu/eurostat/web/products-euro-indicators>
- International Partnerships - European Commission (2024). **EU-Brazil: country projects**. Available at: <https://international-partnerships.ec.europa.eu/document/download>
- FGV Europe. (2024). **FGV Reports**. Available at: <https://www.fgveurope.de/fgv-reports/6554/>

## Production Credits

- **Authors & Design:** Fernanda Cimini (CEBRI) and José Ricardo Araujo (CEBRI).
- **Reviewers:** Lea Reichert (CEBRI) and Laís Ramalho (CEBRI).